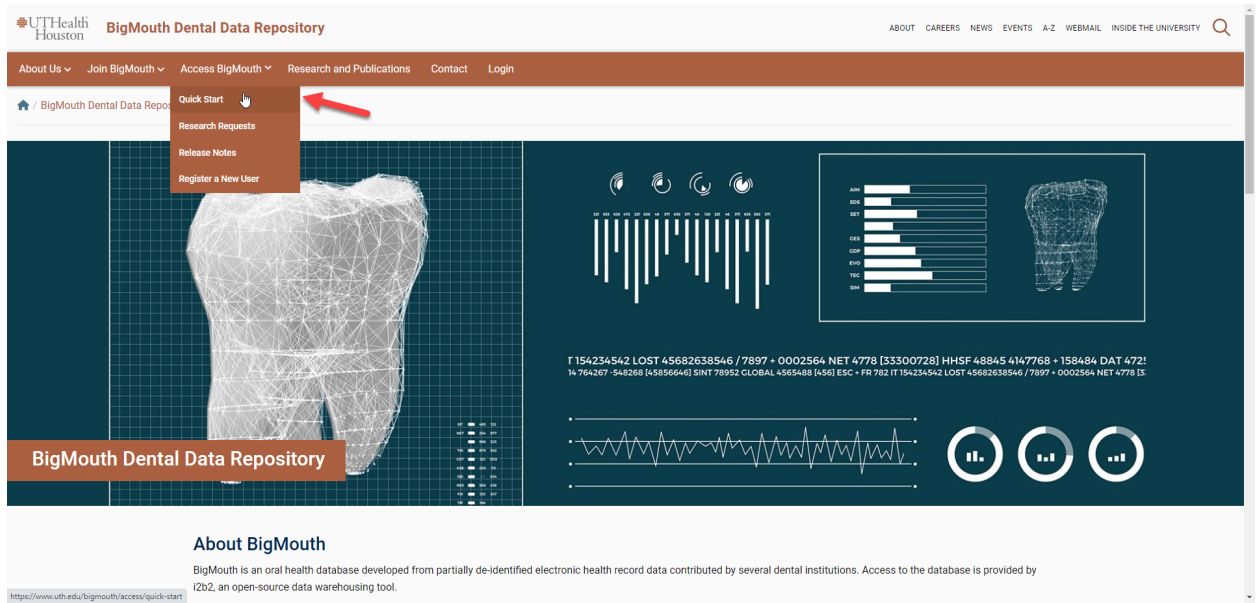
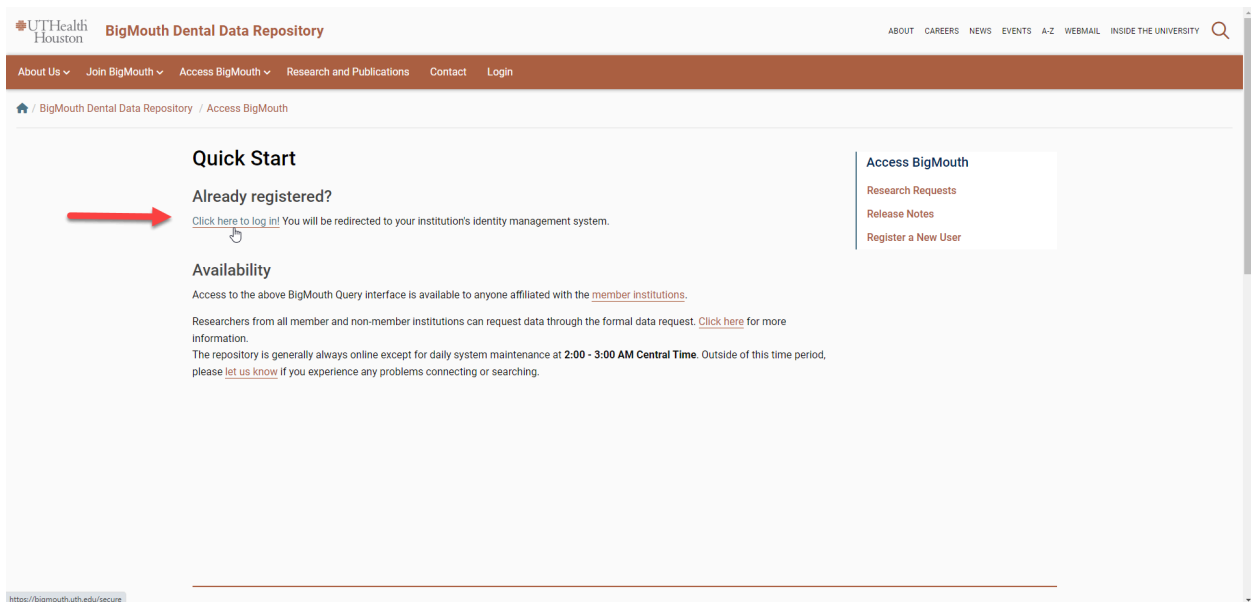


Registration: New Users

Step 1: Open the URL <https://bigmouth.uth.edu/secure> in a web browser and click on “Access BigMouth >> Quick start”



Step 2: Click on “Click here to log in”



Step 3: For InCommon Federation Members –Enter your organization's name in the “Organization name” section, and click 'Continue' button. You will now be redirected to the Single Sign-On Login page. Please use your organization’s username and password to log in.



The University of Texas System

Select your institution

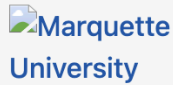
This service requires you to authenticate with your home institution. Make a selection below and click continue.

Please don't bookmark this page

Use a suggested selection:



Loma Linda University



Marquette University



Tufts University

Or enter your organization's name

Continue

[Allow me to pick from a list](#)

Always follows this selection

- Never
- One day
- 3 months
- 9 months

Need assistance? Email help@utsystem.edu with a description of the problem.

Step 4: Enter your school login credentials



Step 5: After logging in, first time users will need to request access to BigMouth. Users can request access by filling in the form shown below and then clicking on the “Click to Request Access” button.



Users can now logout by closing the browser.



Your request for access to COHRI has been received.
You will be notified when the administrator approves the request.
Please close your browser to logoff.