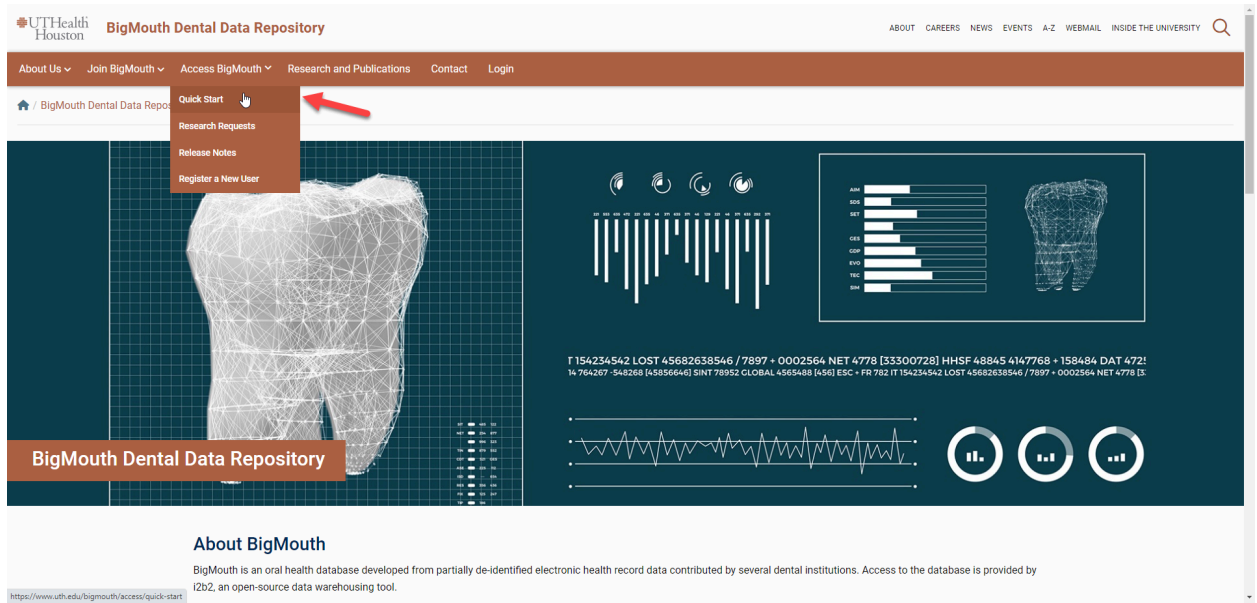
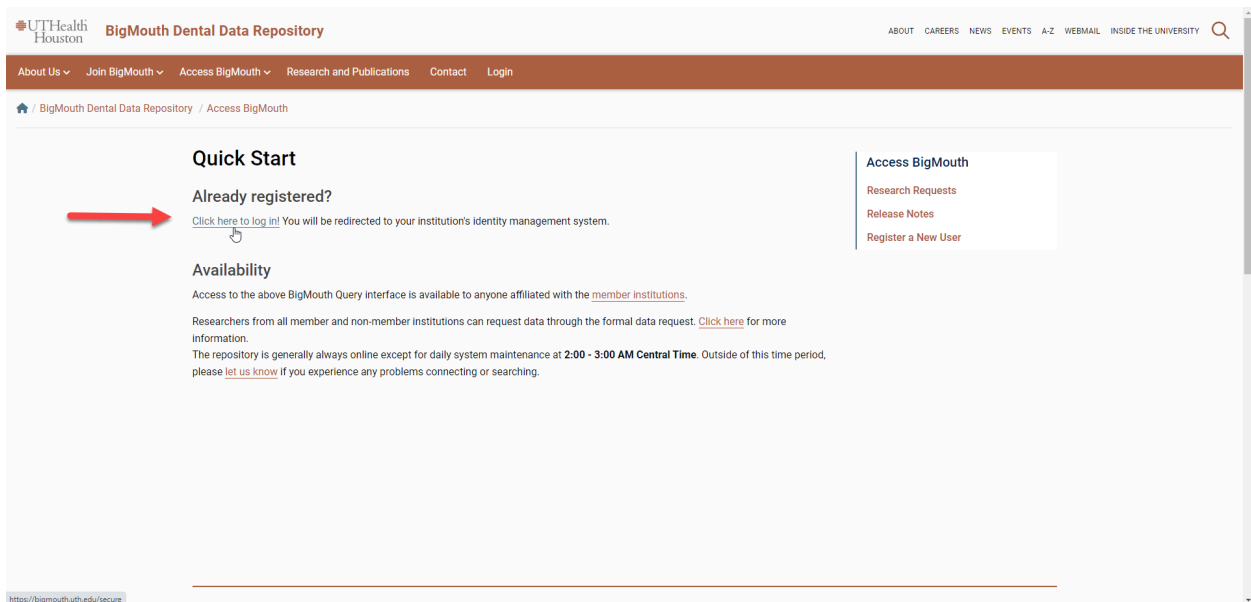


Registration: New Users

Step 1: Open the URL <https://bigmouth.uth.edu/secure> in a web browser and click on “Access BigMouth >> Quick start”



Step 2: Click on “Click here to log in”



Step 3: For InCommons Federation Members –Enter your organization's name in the “Organization name” section, and click 'Continue' button. You will now be redirected to the Single Sign-On Login page. Please use your organization’s username and password to log in.



The University of
Texas System

Select your institution

This service requires you to authenticate with your home institution. Make a selection below and click continue.

Please don't bookmark this page

Use a suggested selection:



Marquette
University



Tufts University



The State
University of New
York ...

Or enter your organization's name

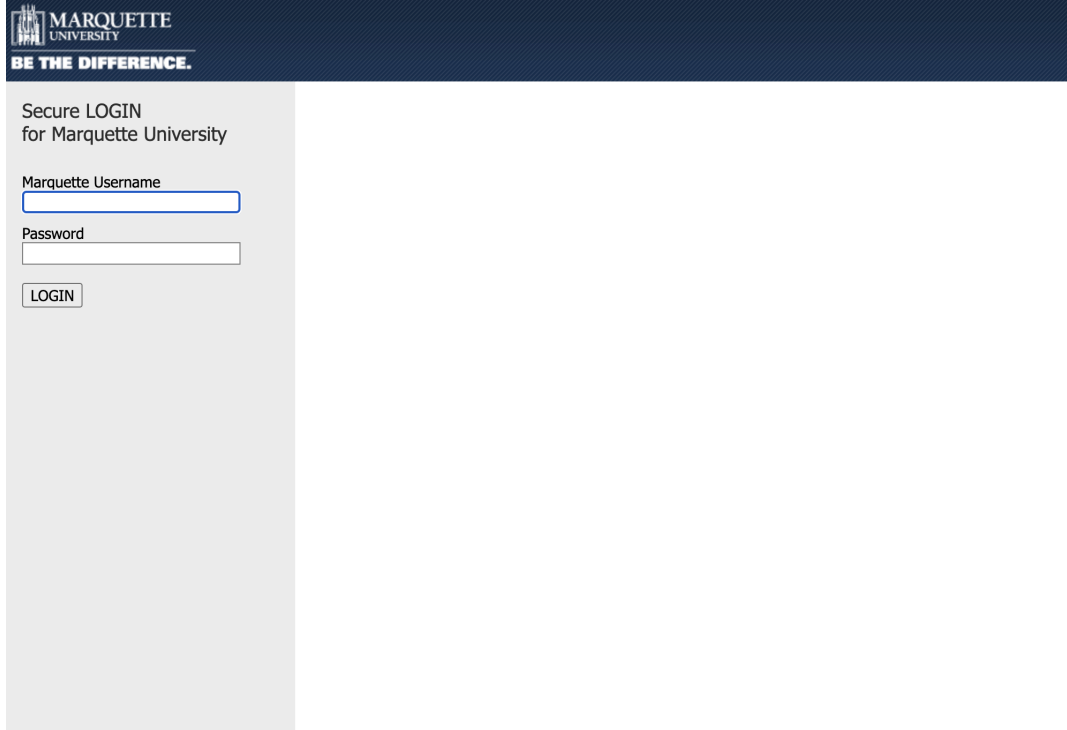
[Allow me to pick from a list](#)

Always follows this selection

- Never
- One day
- 3 months
- 9 months

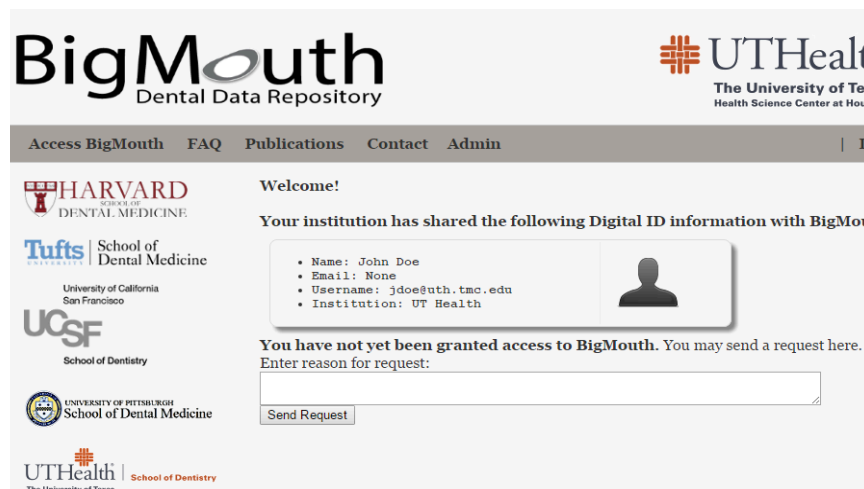
Need assistance? Email help@utsystem.edu with a description of the problem.

Step 4: Enter your school login credentials



The image shows a login page for Marquette University. At the top, there is a dark blue header with the Marquette University logo and the text "MARQUETTE UNIVERSITY" and "BE THE DIFFERENCE." Below the header, the page is titled "Secure LOGIN for Marquette University". There are two input fields: "Marquette Username" and "Password". Below the password field is a "LOGIN" button.

Step 5: After logging in, first time users will need to request access to BigMouth. Users can request access by filling in the form shown below and then clicking on the “Click to Request Access” button.



The image shows the BigMouth Dental Data Repository website. The header includes the BigMouth logo and the UTHealth logo. Below the header, there is a navigation bar with links for "Access BigMouth", "FAQ", "Publications", "Contact", and "Admin". The main content area is titled "Welcome!" and displays the following information:

- Your institution has shared the following Digital ID information with BigMouth:
 - Name: John Doe
 - Email: None
 - Username: jdoe@uth.tmc.edu
 - Institution: UT Health

Below this information, there is a message: "You have not yet been granted access to BigMouth. You may send a request here." There is a text input field for "Enter reason for request:" and a "Send Request" button.

Users can now logout by closing the browser.



Your request for access to COHRI has been received.
You will be notified when the administrator approves the request.
Please close your browser to logoff.