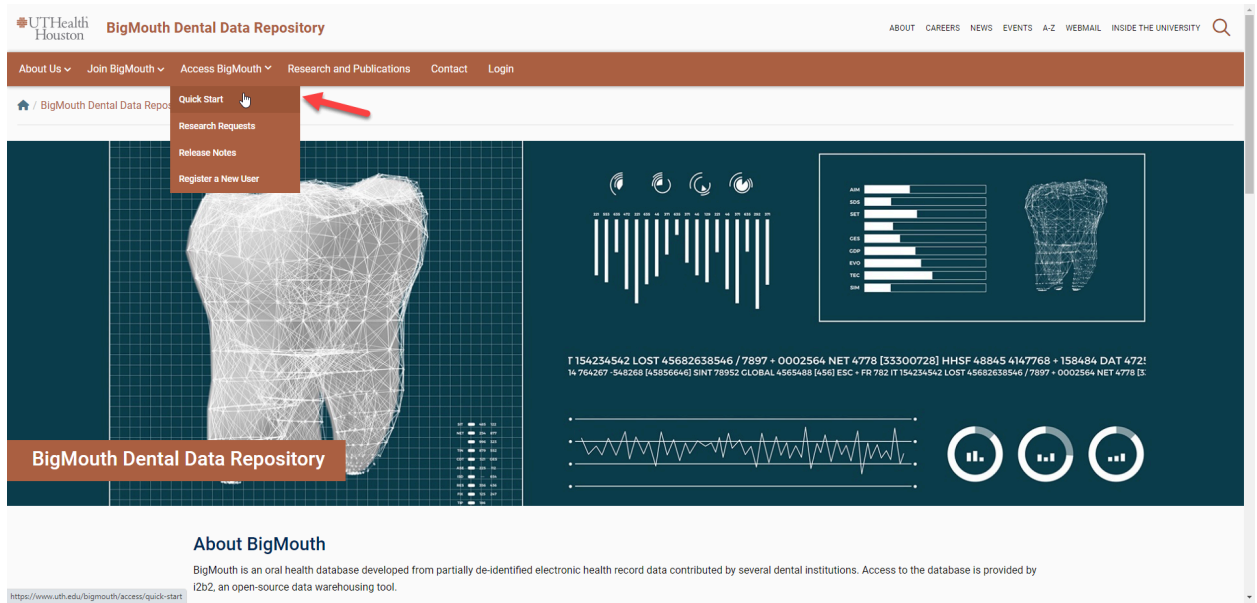
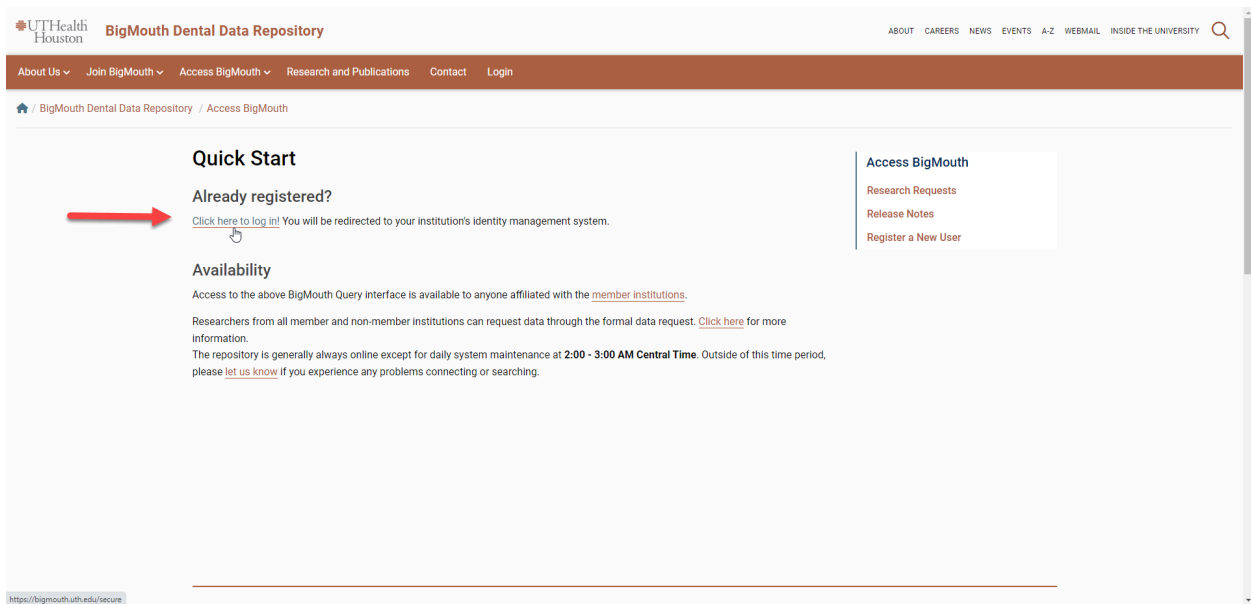


# Registration: New Users

**Step 1:** Open the URL <https://bigmouth.uth.edu/secure> in a web browser and click on “Access BigMouth >> Quick start”



**Step 2:** Click on “Click here to log in”



**Step 3: For InCommon Federation Members** –Enter your organization's name in the “Organization name” section, and click 'Continue' button. You will now be redirected to the Single Sign-On Login page. Please use your organization’s username and password to log in.



## Select your institution

This service requires you to authenticate with your home institution. Make a selection below and click continue.

Please don't bookmark this page

### Use a suggested selection:



Tufts University



The State  
University of New  
York ...



University of  
Michigan

### Or enter your organization's name

Continue

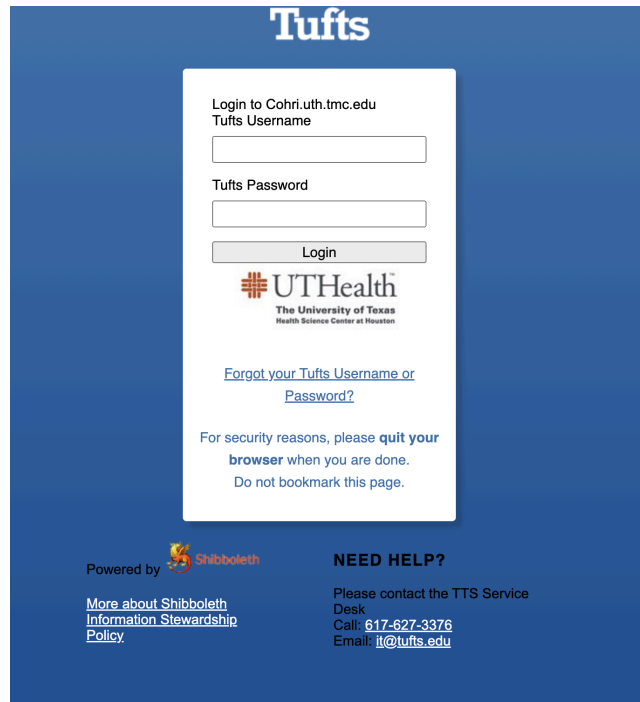
[Allow me to pick from a list](#)

### Always follows this selection

- Never
- One day
- 3 months
- 9 months

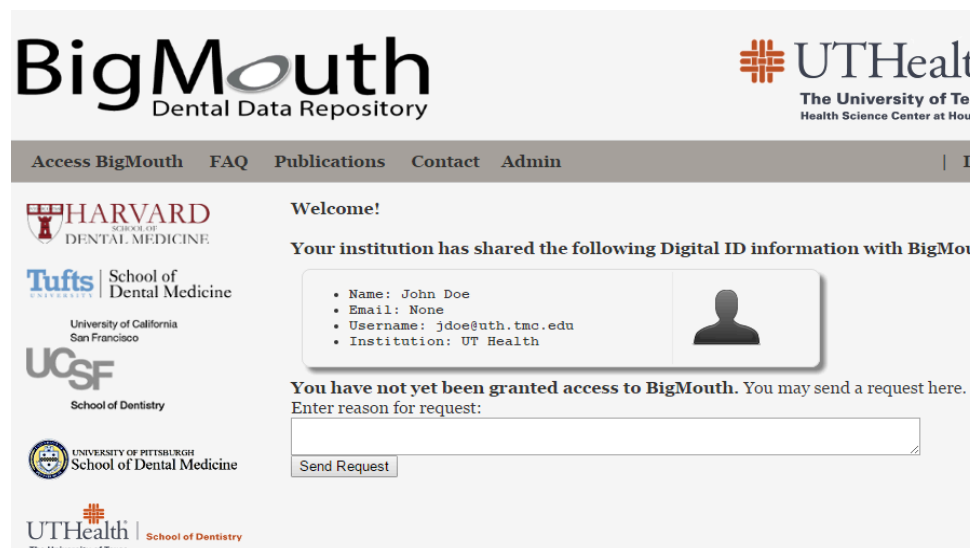
Need assistance? Email [help@utsystem.edu](mailto:help@utsystem.edu) with a description of the problem.

**Step 4:** Enter your school login credentials



The image shows a login page for Tufts. At the top, the word "Tufts" is displayed in white on a blue background. Below it, a white box contains the text "Login to Cohri.uth.tmc.edu" and "Tufts Username" with an input field. Underneath is "Tufts Password" with another input field. A "Login" button is centered below the fields. The UTHealth logo (The University of Texas Health Science Center at Houston) is displayed below the button. There are links for "Forgot your Tufts Username or Password?". At the bottom of the white box, it says "For security reasons, please quit your browser when you are done. Do not bookmark this page." Below the white box, on the blue background, it says "Powered by Shibboleth" with a logo and links for "More about Shibboleth Information Stewardship Policy". To the right, under "NEED HELP?", it says "Please contact the TTS Service Desk" and provides contact information: "Call: 617-627-3376" and "Email: it@tufts.edu".

**Step 5:** After logging in, first time users will need to request access to BigMouth. Users can request access by filling in the form shown below and then clicking on the “Click to Request Access” button.



The image shows the BigMouth Dental Data Repository website. The header includes the "BigMouth Dental Data Repository" logo and the UTHealth logo. A navigation bar contains links for "Access BigMouth", "FAQ", "Publications", "Contact", and "Admin". The main content area features a "Welcome!" message and a section titled "Your institution has shared the following Digital ID information with BigMouth". This section lists user information: "Name: John Doe", "Email: None", "Username: jdoe@uth.tmc.edu", and "Institution: UT Health", accompanied by a silhouette icon. Below this, a message states "You have not yet been granted access to BigMouth. You may send a request here." and "Enter reason for request:" followed by a text input field and a "Send Request" button. On the left side of the page, there are logos for Harvard School of Dental Medicine, Tufts School of Dental Medicine, UCSF School of Dentistry, University of Pittsburgh School of Dental Medicine, and UTHealth School of Dentistry.

Users can now logout by closing the browser.



Your request for access to COHRI has been received.  
You will be notified when the administrator approves the request.  
Please close your browser to logoff.