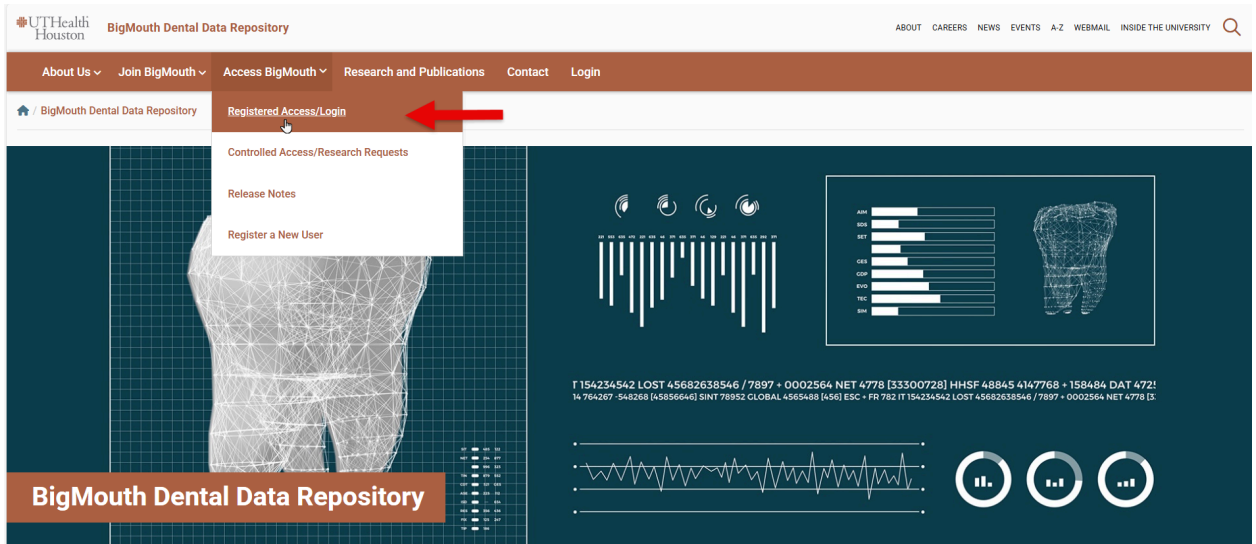
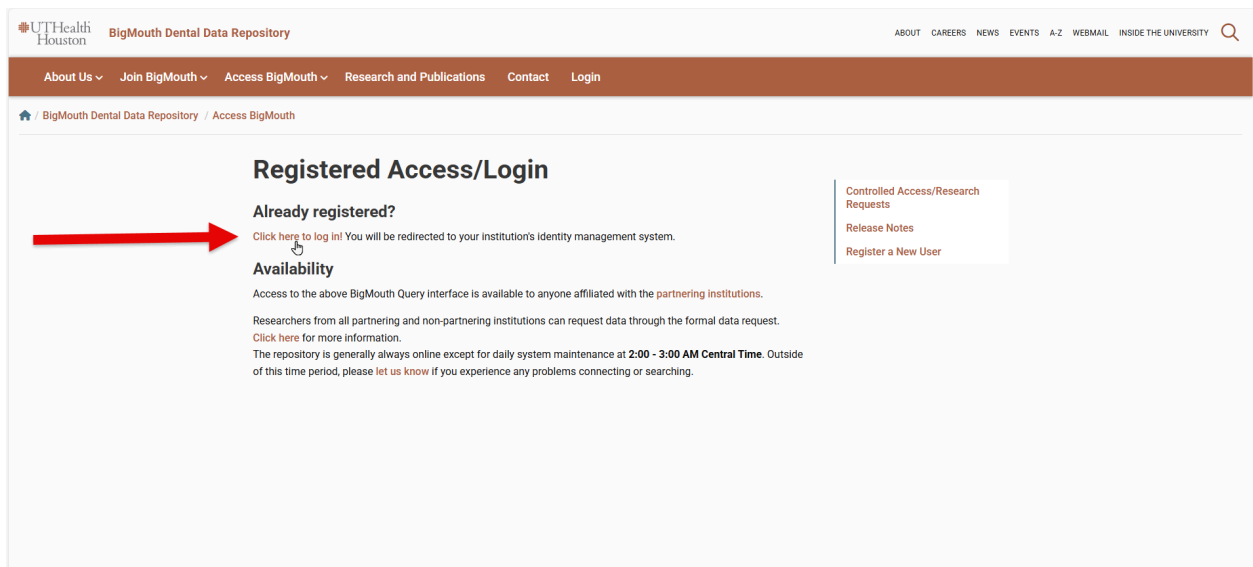


Registration: New Users

Step 1: Open the URL <https://bigmouth.uth.edu/secure> in a web browser and click on “Access BigMouth >> Registered Access/Login”



Step 2: Click on “Click here to log in”



Step 3: For InCommons Federation Members—Enter your organization's name in the “Organization name” section, and click the 'Continue' button. You will now be redirected to the Single Sign-On Login page. Please use your organization’s username and password to log in.



The University of
Texas System

Select your institution

This service requires you to authenticate with your home institution. Make a selection below and click continue.

Please don't bookmark this page

Use a suggested selection:



University of
Pennsylvania

Marquette University
IDP

The State University
of New York ...

Or enter your organization's name

Continue

Allow me to pick from a list

Always follows this selection

- ☒ Never
- ☐ One day
- ☐ 3 months
- ☐ 9 months

Need assistance? Email help@utsystem.edu with a description of the problem.

© The University of Texas System

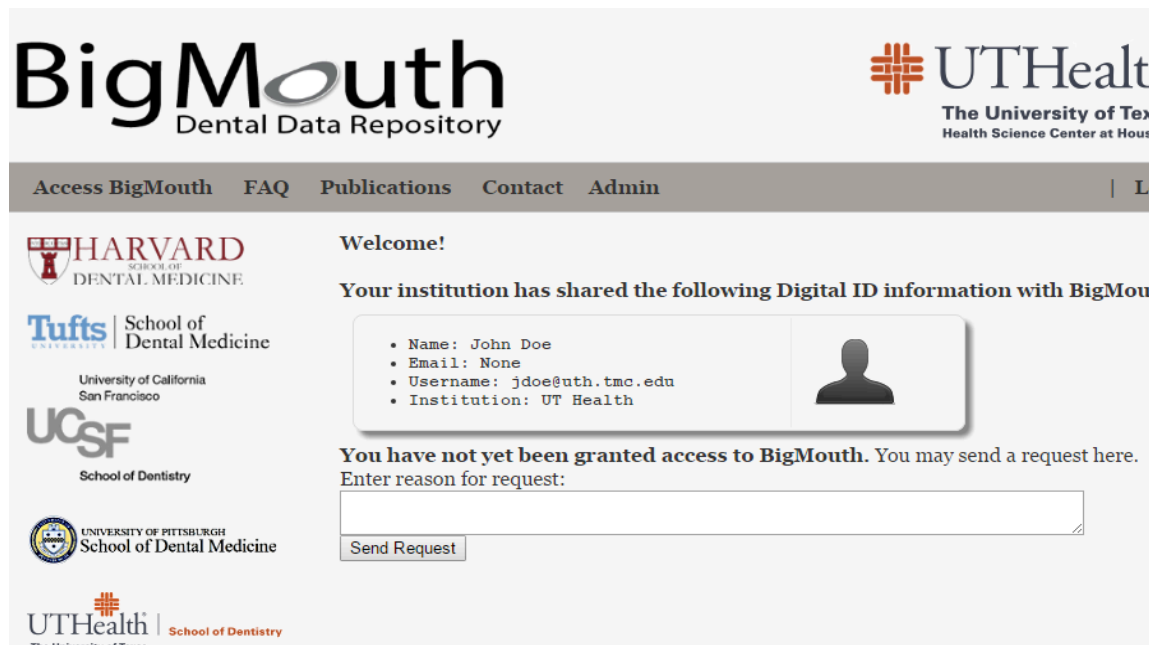
[Privacy](#) | [Accessibility](#)

Step 4: Enter your school login credentials



The image shows the Penn University of Pennsylvania login page. At the top is the Penn logo with the text "Penn UNIVERSITY of PENNSYLVANIA". Below the logo is the heading "Log in with your PennKey". There are two input fields: "Username" and "Password". Below these fields is a blue "Log in" button. Under the button are several links: "Forgot username?", "Forgot password?", "Change my password", "Test my PennKey", and "Privacy policy".

Step 5: After logging in, first time users will need to request access to BigMouth. Users can request access by filling in the form shown below and then clicking on the “Click to Request Access” button.



The image shows the BigMouth Dental Data Repository access request page. At the top is the BigMouth logo with the text "BigMouth Dental Data Repository". To the right is the UTHealth logo with the text "UTHealth The University of Texas Health Science Center at Houston". Below the logos is a navigation bar with links: "Access BigMouth", "FAQ", "Publications", "Contact", and "Admin". On the left side, there are logos for Harvard School of Dental Medicine, Tufts University School of Dental Medicine, University of California San Francisco School of Dentistry, and University of Pittsburgh School of Dental Medicine. The main content area has a "Welcome!" heading. Below it, it says "Your institution has shared the following Digital ID information with BigMouth". There is a box containing the following information: Name: John Doe, Email: None, Username: jdoe@uth.tmc.edu, and Institution: UT Health. To the right of this box is a silhouette of a person. Below this information, it says "You have not yet been granted access to BigMouth. You may send a request here." and "Enter reason for request:". There is a text input field for the reason. Below the input field is a "Send Request" button.

Users can now log out by closing the browser.